



The Fetal
Medicine
Foundation
India

FETAL MEDICINE FOUNDATION INDIA

BIENNALE CONFERENCE

CONFERENCE PARTNER

mindray

Conference Themes

Multiple Pregnancies Fetal Echo

23-24-25 AUGUST 2024

DEHRADUN



Scan To
REGISTER

PRE CONFERENCE **WORKSHOPS**

- // **FETAL DOPPLER**
- // **MASTERLCASS IN FETAL INTERVENTIONS**
- // **SCREENING FOR ANEUPLOIDIES IN SINGLETON AND TWINS**
- // **UPDATES IN GENETICS FOR THE BUSY CLINICIAN**
- // **FETAL CARDIAC SIMULATION**



INTERNATIONAL **FACULTY**



PROF. ASMA
KHALIL



PROF. EDUARD
GRATACOS



PROF. JAN
DEPEREST



PROF. LIESBETH
LEWI



DR. SURABHI
NANDA



DR. SIMCHA
YAGEL



VENUE
HYATT REGENCY DEHRADUN
RESORT AND SPA

EARLY BIRD REGISTRATIONS
www.fmfindia.in/dehradun

SCIENTIFIC PROGRAMME

Multiple Pregnancies

Improving the perinatal morbidity and mortality in multiple pregnancies requires understanding of their unique problems and instituting corrective actions.

Be part of this learning process and join the discussions!

Key Faculty



PROF. ASMA
KHALIL



PROF. EDUARD
GRATACOS



PROF. JAN
DEPEREST



PROF. LIESBETH
LEWI



DR. SURABHI
NANDA



DR. SIMCHA
YAGEL

DAY 1 - TOPICS

9.30 AM to 6.30 PM

Oral Abstracts

Session 1 The Beginning

Setting the scene - Indian context

Discrepancy in the CRL and/or NT in a MCDA Pair of twin – Are outcomes poor?

Role of cell free DNA test (NIPT) in Twin/Triplet pregnancies/Vanishing twin

Process of twinning and implications for invasive testing

Audience interaction

Session 2 Fetal Reductions- Different Situations ,Different Solutions

Case Capsule

Is Reduction Justified in DCDA Twin in patients with medical complications ?

Audience interaction

Setting the scene - Indian Context

Reduction in Dichorionic Triamniotic pregnancy - What are the options?

Audience interaction

Setting the scene - Indian Context

Reduction in Dichorionic Triamniotic pregnancy - What are the options?

Audience interaction

Setting the scene - Indian Context

Selective Reduction in mid-trimester vs third trimester in discordant anomaly in DCDA/MCDA

Audience interaction

Session 3-Ethical Dilemmas in Management - Case Based Discussions

Discordance for Non lethal anomaly in MCDA/DCDA twins

Genetic testing pre-reduction - science versus cost constraints

KCI for reduction in Monochorionic twins in the First Trimester? Ethics versus Reality

Implication of generalised edema in one fetus in early first trimester - intervene or to wait?

Inauguration/ Launch of Souvenir/ Best image prizes

LUNCH

Session 4-Placental Assessment

Understanding the pathophysiology of placental vascular anastomoses and their identification in utero

Session 5-Complications specific to Monochorionic Pregnancies - Tailored approach

Setting the scene - Indian Context

Counselling in a TRAP seen in the first trimester scan? Expectant versus Intervention

Audience interaction

Setting the scene - Indian Context

Management of Twin Anemia Polycythemia Sequence (TAPS) in-utero

Audience interaction

Setting the scene - Indian Context

Selective Fetal Growth Restriction (sFGR) in mid trimester (< 24 weeks) and its management

Audience interaction

Setting the scene - Indian Context

Spontaneous Single intra uterine fetal Demise (SIUFD) in Monochorionic twins - follow-up of the co-twin

Audience interaction

Setting the scene - Indian Context

Role of Neurosonography and MRI in routine care of monochorionic twins

Audience interaction

Cardiovascular assessment of the twins. Hall Merge - Talk/ Live Demo

Multiple Pregnancies

Watch International Researchers unravel the complexities of Multiple Pregnancies

Oral Abstracts

Session 6-Monochorionic Monoamniotic (MOMO) Twin and their follow up, timing of Delivery

Setting the scene - Indian Context

Current Evidence

Audience interaction

Session 7-Prevention of Preterm Delivery in Multiple Pregnancy

Setting the scene - Indian Context

Case Capsule

Role of cerclage/ serial monitoring of the cervical length/ ring pessary/ vaginal progesterone/ amniotic fluid sludge/ role of steroids and their timing

Audience interaction

Session 8-Growth assessment/ monitoring

Setting the scene - Indian Context

Assessment of fetal growth and the normal growth trajectory In multiple pregnancy - Should we use Twin Specific Growth charts?

Live Demo

Audience interaction

Session 9 - Placenta / Cord

Placental Injections - Video Demo

Counselling/Surveillance in umbilical cord abnormalities: Implications

Case Capsule - videos

Abstract/Video submissions

Session 10-Timing and Mode of Delivery

Routine DCDA/MCDA twin

Complicated DCDA/MCDA

Which twins to deliver vaginally? Tips and Tricks for vaginal delivery in twin pregnancies

Expectantly Managed Triplets ; Large case series from India

Session 11-Recent Advances

Role of new biomarkers in prediction of complications in multiple pregnancy

Multiple Pregnancies

Improving the perinatal morbidity and mortality in multiple pregnancies requires understanding their unique problems and instituting corrective actions.

Be part of this learning process and join the discussions!

SCIENTIFIC PROGRAMME

Fetal Echo

- Extended and extensive learning of fetal echocardiography from the masters
- Live demos
- Interactive sessions
- Case base discussions

Key Faculty



DR. SIMCHA
YAGEL



PROF. EDUARD
GRATACOS



DR. BALU
VAIDYANATHAN



DR. PRASHANT
ACHARYA



DR. DEEPAK
BANSAL



DR. SHWETHA
BAKHRU



DR. RACHITA
RAMA MURTHY



DR. NUPUR
SHAH

DAY 1 - TOPICS

9.30 AM to 6.30 PM

Session 1- Different Strokes

Yagel's diagnostic planes in evaluation of fetal heart in second trimester - the master's strokes

Live demonstration and Audience interaction - machine settings, biometry, z scores

Session 2- Basics and Beyond

Atrioventricular septal defects and its types

Hypoplastic/narrow left heart differentials

Hypoplastic right heart differentials

Audience interaction

Session 3- Double Outlet Right Ventricle: Confusion to Clarity

Embryophysiology of DORV and anatomic correlation

Sequential segmental analysis in DORV

Role of STIC, in utero monitoring and postnatal outcomes

Audience interaction

Session 4- Case based Discussions

Tetralogy of Fallot with pulmonary stenosis, with atresia, and absent pulmonary valve

Transposition of Great arteries: D type vs L type vs Ventricular inversion

A single outflow- Common arterial trunk and its types

Interrupted Aortic Arch vs Coarctation vs Tubular arch hypoplasia

LUNCH

DAY 1 - TOPICS

9.30 AM to 6.30 PM

Session 5- Semilunar valves

Spectrum of semilunar valve obstruction- Prenatal imaging

Indian experience and evidence based review of in utero intervention in aortic stenosis and pulmonary stenosis

Audience interaction

5D heart Symposium

Session 6- Mixed mania

Abnormal pulmonary venous connections-prenatal imaging and postnatal outcomes

Role of neurosonography in cardiac defects: the brain-heart axis

Approach right and double aortic arches

Immediate postnatal cardiac interventions in various cardiac defects

Session 7- Cardiac Function

Cardiac function and hemodynamics

Live demonstration - cardiac function, M mode

Cardiac function in twins

Cardiomyopathies-case series, literature review and discussion

Audience interaction

DAY 2 - TOPICS

9.30 AM to 2.30 PM

PAPERS and POSTERS

Session 1- Precordial Veins and Shunts

Live demonstration of normal veins

Approach to Ductus venosus & portohepatic circulation abnormalities

Abnormalities of Foramen Ovale (reversed flow, Restricted FO, redundant FO) and tortuous ductus arteriosus

Heterotaxies- sono-autopsy correlation

Audience interaction

Session 2- Don't miss the beat

Approach to arrhythmias-Interactive session

Audience interaction

Session 3- Invert the pyramid

First trimester cardiac screening- normal views and role of slow flow

First trimester cardiac abnormalities

First trimester echocardiography - Live demonstration

Audience interaction

Valedictory & Vote of Thanks



The Fetal
Medicine
Foundation
India

FETAL MEDICINE FOUNDATION INDIA BIENNALE CONFERENCE



Scan To
REGISTER

23-24-25 AUGUST 2024 DEHRADUN
VENUE: HYATT REGENCY RESORT AND SPA

PRE CONFERENCE **WORKSHOP** **SCREENING FOR ANEUPLOIDIES IN SINGLETONS AND TWINS** DATE: 23rd AUGUST 2024 TIME: 02.00 PM - 6.00 PM



Workshop Convenor:

Dr. Shweta Bhandari,
Consultant, Fetal Medicine,
Aayusha Centre for Fetal Medicine, Indore



Workshop Convenor:

Dr. Navya KC,
Consultant, Fetal Medicine,
Yashoda Hospitals, Hyderabad



Co-Convenor:

Dr. Rajeev Sikund,
Director, Radiology,
Sikund Diagnostic Centre, Dehradun



Co-Convenor:

Dr. Latika Chawla,
Associate Professor,
Dept of ObGYN, AIIMS Rishikesh



Chief Faculty



Prof. Dipika Deka,
Senior Consultant,
Global Ultrasound Fetal Medicine, Gurgaon



Dr. Bijoy Balakrishnan,
Specialist Lead Consultant,
Fetal Medicine Unit, CIMAR, Ernakulam

- Explore the essentials of aneuploidy screening, interpretation, and the nuances of screening in both singletons multiple pregnancies.
- Evaluate advancements in non-invasive screening like Expanded NIPS or whole genome NIPS
- Understand correct interpretation of soft markers, risk assessment based on genetic sonogram and their interpretation on live patients

This comprehensive workshop includes:

- Lectures
- Case based discussions
- Live scan demonstrations on evaluating soft markers
- Participant materials for easy access to software for risk calculations for aneuploidies

Register at: www.fmfindia.in/dehradun

Workshop Partner

mindray



TIME

PROGRAMME:

02.00 - 02.10 PM	Welcome and opening keynote
2.10 - 2.30 PM	Soft markers on genetic sonograms -when to be alarmed and how to counsel the expectant mothers. -Understanding apriori risk, adjusted risks and risk calculations.
2.30 - 3.00 PM	Live demo- Genetic sonogram
3.00 - 3.30 PM	Aneuploidy screening and interpretation <ul style="list-style-type: none"> • The Quadruple Marker: Components and the correct time frame. Relevant clinical information in risk estimation. • Triple Marker; Is it still relevant? • Integrating first and second trimester biochemistry. • Understanding ultrasound markers and the importance of biochemistry and relevant clinical information in risk estimation.
3.30 - 4:00 PM	Screening in special situations <ul style="list-style-type: none"> • Vanishing twins, Post reduction, Higher order multiple gestation, IVF Donor Egg, Euploid embryo transfer • Extreme situations: Interpretation and management of • Low estriol, High beta HCG, High AFP
4:00 - 4:20 PM	Non-invasive prenatal testing and its scope <ul style="list-style-type: none"> • NIPT to screen for aneuploidies • Understanding its utility for micro deletions and whole genome sequencing
4:20 - 4:40 PM	Safety of diagnostic tests- Amniocentesis / Placental Biopsy / Fetal Blood Sampling – Practical Tips and Simulation
4:40 - 5:10 PM	Panel Discussion <ul style="list-style-type: none"> • Navigating screen positives requires clarity in communicating findings, providing support and guidance to patients through further diagnostic steps and decision-making processes.
5:15 Onwards	Live demo of common anomalies which need to be screened for aneuploidies and other genetic disorders!

Register at: www.fmfindia.in/dehradun

Workshop Partner

mindray



The Fetal
Medicine
Foundation
India

FETAL MEDICINE FOUNDATION INDIA BIENNALE CONFERENCE



Scan To
REGISTER

23-24-25 AUGUST 2024 DEHRADUN

VENUE: HYATT REGENCY RESORT AND SPA

PRE CONFERENCE **WORKSHOP**

FETAL DOPPLER(S): Interpreting the waves

DATE: 23rd AUGUST 2024 TIME: 09.00 AM - 1.15 PM



Workshop Convenor:

Dr Akshatha Prabhu,

(Sr.Consultant, Apollo Centre for Fetal Medicine,
Indraprastha Apollo, New Delhi)



Co-Convenor:

Dr Shreyasi Sharma,

(Director, Fetal Medicine and Genetics
Centre, Gurgaon)



Co-Convenor:

Dr Saloni Arora,

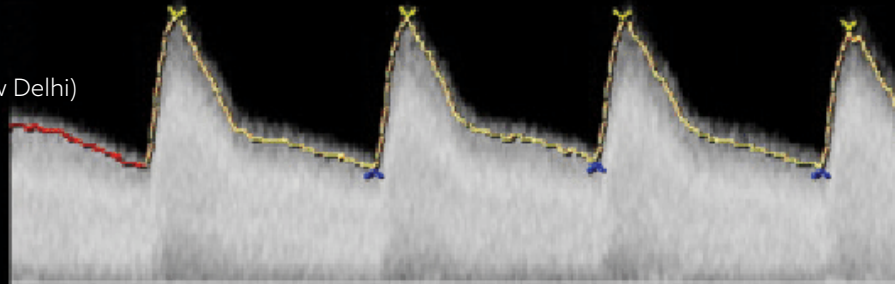
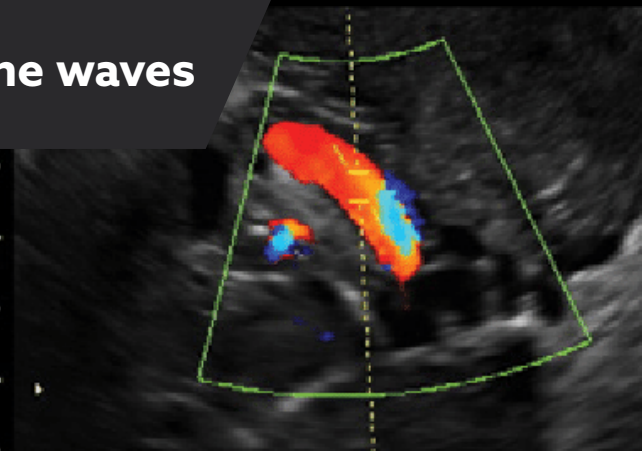
(Sr.Consultant, Fetal Medicine,
BLK MAX Super specialty Hospital, New Delhi)



Invited Faculty:

Dr Chinmayee Ratha,

(Director, Resolution Centre for Fetal
Medicine, Hyderabad)



We welcome you to the Doppler Workshop-a one stop session on all you would want to know about routine Doppler and special situations.

When to see what ? How to see ? Curated to answer all your doubts and dilemmas ,we hope to add that advantage to your daily practice.

A Workshop designed for busy Obstetricians, Fetal Medicine Practitioners and Radiologists.

Join us for a Crisp pre lunch Session on 23rd August at 9am!

Workshop features: Interactive Quizzes, Live Demos, Ready Reckoner Handouts for daily practice, Interactive case discussions with the audience.

TIME

PROGRAMME:

9:00 - 9:05 AM	Introduction and Welcome
9:05 - 9:15 AM	Pre-Test Quiz
9:15 - 9:50 AM	The Doppler Trinity (Umbilical, MCA, Ductus Venosus): Physiology to Practice
9:50 - 10:05 AM	The Uterine Artery Doppler -The original PE screening
10:05 - 10:15 AM	Ophthalmic Artery Doppler -The newer aid in PE screening
10:15 - 10:40 AM	Live demo of Normal Doppler 20 min (Knobology + techniques)
10:40 - 11:20 AM	Doppler in Fetal Growth Restriction
11:20 - 11:40 AM	Live demo in Growth Restriction
11:40 - 12:15 PM	Doppler Dilemmas in non-FGR fetuses : Case Scenarios (Interactive Panel with the audience)
12:15 - 12:35 PM	First Trimester Doppler
12:35 - 12:50 PM	First trimester Doppler Live Demos
12:50 - 1.15 PM	Interactive Quiz

Register at: www.fmfindia.in/dehradun



The Fetal
Medicine
Foundation
India

FETAL MEDICINE FOUNDATION INDIA BIENNALE CONFERENCE



Scan To
REGISTER

23-24-25 AUGUST 2024 DEHRADUN

VENUE: HYATT REGENCY RESORT AND SPA

PRE CONFERENCE **WORKSHOP**

FETAL CARDIAC SIMULATION WORKSHOP

DATE: 23rd AUGUST 2024 TIME: 9 AM - 5.30 PM



Workshop Convenor:

Dr Nupur Shah,

Fetal Medicine Consultant, Baroda.

Author of Book 'Fetal Echocardiography - Simplified'



Co-Convenor:

Dr Urvashi Chhikara

Fetal Medicine Consultant,

Apollo Centre for Fetal Medicine, Delhi.



Faculty:

Dr Rachita Rama Murthy

Consultant Radiologist & Fetal Medicine

Specialist, Bangalore.



Faculty:

Dr Chandrakant Garg

Fetal Medicine Consultant, Jaipur

Fetal Medicine and Research

Centre, Jaipur.



TIME

PROGRAMME:

9.00 - 9.10 AM	Introduction and briefing, How OPUS Simulators work
9.10 - 10.30 AM	Fetal Heart: How to perform sequential segmental analysis as per latest ISUOG guidelines* (Theory, HANDS-ON practice on OPUS simulator.)
10.30 - 11.00 AM	TEA
11.00 - 12.00 PM	Septal defects: VSD (all types), AVSD (Theory, HANDS-ON practice on OPUS simulator.)
12.00 - 1.00 PM	Ventricular discrepancy: Diagnosing differentials, HLHS and HRHS (Theory, HANDS-ON practice on OPUS simulator.)
1.00 - 1.30 PM	TOF, PA-VSD(Theory)
1.30 - 1.45 PM	LUNCH
1.45 - 2.20 PM	TOF (HANDS-ON practice on OPUS simulator.)
2.20 - 2.50 PM	SPECIAL TALK: 5D heart-the AI aid in heart evaluation
2.50 - 3.15 PM	Abnormal Outflows: Diagnosing differentials Parallel outflows:TGA, DORV (Theory)
3.15 - 3.30 PM	Parallel Outflows: TGA and DORV (HANDS-ON practice on OPUS simulator.)
3.30 - 4.00 PM	CAT (Common Arterial Trunk) (Theory, HANDS-ON practice on OPUS simulator.)
4.00 - 4.30 PM	Abnormal 3VV and 3VT views (Theory, Quiz)
4.30 - 5.00 PM	Right Aortic Arch (U,V) and double Aortic Arch (Theory, HANDS-ON practice on OPUS simulator.)
5.00 - 5.30 PM	Echogenic focus and ARSA: aneuploidy screening and beyond' (Theory, HANDS-ON practice on OPUS simulator.)

Register at: www.fmfindia.in/dehradun

* PDF version of ISUOG guidelines and Genetics will be shared on Whatsapp group.
N.B. Fetus situs and its abnormalities if time permits



The Fetal
Medicine
Foundation
India

FETAL MEDICINE FOUNDATION INDIA BIENNALE CONFERENCE



Scan To
REGISTER

23-24-25 AUGUST 2024 DEHRADUN
VENUE: HYATT REGENCY RESORT AND SPA

PRE CONFERENCE **WORKSHOP** **UPDATES IN GENETICS FOR THE BUSY CLINICIAN**

DATE: 23rd AUGUST 2024 TIME: 10.00 AM - 5.00 PM



Workshop Convenor:

Dr Divya Agarwal,
Consultant, Medical Genetics, Apollo
Geneomics Institutes, Indraprastha Apollo, Delhi.




Co-Convenor:

Dr Rachna Gupta,
Sr. Consultant, Fetal Medicine, Sonapat Fetal Medicine
and Genetics Centre, Sunehri Devi Hospital, Sonipat.



Co-Convenor:

Kriti Menon,
Genetic Counselor, Apollo Geneomics
Institutes, Indraprastha Apollo, Delhi.



FACULTY



Dr Seema Thakur,
Senior Consultant,
Genetics and Fetal Diagnosis,
The Genetic Clinic, Dwarka,
New Delhi.



Dr Moni Bhatia,
Chief Clinical Geneticist,
Noble Hear and Superspecialty
Hospital, Rohtak.



Dr Rajni Khajouria
Director - Clinical Genomics
and Scientific Affairs,
Progenesis India.

GENETICS MASTERY FOR OBSTETRICIANS AND FETAL MEDICINE SPECIALISTS: ESSENTIAL KNOWLEDGE FOR CLINICAL EXCELLENCE!

The workshop will equip obstetricians, fetal medicine specialists, IVF specialists with essential, non-negotiable genetic knowledge that is crucial for their practice.

It will provide them with the learning and tools necessary to apply genetic insights daily, enhance diagnosis, understand interpretation of genetic tests, improve patient counseling and help prevent birth defects in the family.

Additional Workshop Features:

- Participant Materials: Handouts on genetic disorders and a directory of genetic testing resources.
- Follow-up: Online whatsapp group for case discussion and updates on genetic medicine.

This format ensures a dynamic and thorough exploration of genetics in fetal medicine, aimed at enhancing both the knowledge and practical skills of fetal medicine specialists.

Register at: www.fmfindia.in/dehradun



FETAL MEDICINE FOUNDATION INDIA BIENNALE CONFERENCE



Scan To
REGISTER

23-24-25 AUGUST 2024 DEHRADUN
VENUE: HYATT REGENCY RESORT AND SPA

TIME

PROGRAMME:

MORNING SESSION: FOUNDATIONAL LECTURES

10.00 - 10.05 AM	Opening Keynote Setting the stage with a comprehensive introduction to the crucial role of genetics in Reproductive medicine.
10.05 - 10.20 AM	Recognizing need for Genetic evaluation in reproductive medicine/ pedigree analysis. Red flags for genetic disorders. Common presentations- when to suspect and what to suspect.
10.20 - 10.40 AM	Thalassemia and Hemoglobinopathies: From Basics to Rare Deletions - How to make Prenatal Testing Decisions.
10.40 - 11:40 AM	Selecting the Right Genetic Test: A Guide to Cytogenetic and Molecular Testing Across Clinical Scenarios. Tailoring genetic test strategies to specific fetal conditions. Deciphering DNA sequencing tests along with interpretation of variants of uncertain significance and brief about ACMG classification of genetic variants. Interactive case discussions
11:40 - 12:00 PM	IVF and Preimplantation Genetic Diagnostics Guidelines and ethical considerations in preimplantation genetic testing for IVF.
12:00 - 12:20 PM	Recurrent Pregnancy Loss: Genetic Insights and approach to manage couples with genetic cause of recurrent pregnancy losses.
12:30 - 1:30 PM	LUNCH

TABLE DEMONSTRATIONS – GENETICS IN ACTION

	Objective: Hands-on interaction with real genetic data to solidify understanding.
1:30 - 3:30 PM	STATIONS (Delegates will be divided in groups, 30 mins. on each stations) Navigating the Array: Case scenarios with chromosomal microarray test report interpretation. Sequences Unpacked: Case scenarios with clinical features analysis along with Practical Exome Sequencing interpretation along with how to make sense of variants of uncertain significance. Before Birth: Mastery Over Preimplantation Genetic Testing- Case scenarios HPLC in Focus: Interpreting Thalassemia Reports and deciding further course of action.

HANDS-ON GENETIC WORKSHOP

3.30 - 4.15 PM	Apply theoretical knowledge to clinical practice through guided simulations. Simulated genetic testing interpretations and patient consultations based on case studies.
----------------	--

EXPERT PANEL – ASK THE GENETICISTS

4.15 - 5.00 PM	A live discussion addressing pre-submitted and live questions from participants.
----------------	---

CONFERENCE REGISTRATION FEES

24TH & 25TH AUGUST 2024

**1ST 100
REGISTRATIONS**

INR 11000

**101-200
REGISTRATIONS**

INR 13000

**201 REGISTRATIONS
ONWARDS**

INR 15000

FOR PG STUDENTS

INR 11000

INCLUSIVE OF 18% GST

PRE CONFERENCE WORKSHOP FEES

23RD AUGUST 2024

WORKSHOPS

**1ST 30
REGISTRATIONS**

**31-70
REGISTRATIONS**

**71 REGISTRATIONS
ONWARDS**

Fetal Doppler

INR 3500

INR 4500

INR 5500

Masterclass in Fetal Interventions

INR 6500

INR 8500

INR 8500

Screening for Aneuploidies in Singleton

INR 3500

INR 4500

INR 5500

Updates in Genetics for the Busy Clinician

INR 3500

INR 4500

INR 5500

Fetal Cardiac Simulation Workshop

INR 15000

INCLUSIVE OF 18% GST

CONFERENCE + WORKSHOP REGISTRATION INCLUDES

Lunch on 23-24-25 August (Conference + Workshop Registrants)

Lunch on 24-25 August (Only Conference Registrants)

Tea / Coffee Served During the Conference

Banquet Dinner on 24th August

Conference Kit (Including Bag, Badge, Notepad, Certificate & Pen)

CANCELLATION POLICY

Cancellation till 15th April : Full Refund

Cancellation till 15th June : 70% Refund.

Cancellation till 15th July : 50% Refund.

Cancellation from 16th July Onwards : No Refund.

All refunds will be made after the Congress



Scan To
REGISTER



HYATT REGENCY DEHRADUN RESORT AND SPA

ACCOMMODATION AT VENUE

1 NIGHT /2 DAYS (CHECK IN:24AUG.CHECKOUT:25AUG)

Please Note Check In Time is 1400 hrs & Check Out Time is 1200 noon

TWIN SHARING PER PERSON (2 Persons Sharing a Common Room)	SINGLE ROOM (1 Person)	DOUBLE ROOM (2 Persons)
INR 7500	INR 13,570	INR 14,750
..... INCLUSIVE OF 18% GST		

2 NIGHTS /3 DAYS (CHECK IN:23AUG.CHECKOUT:25AUG)

Please Note Check In Time is 1400 hrs & Check Out Time is 1200 noon

TWIN SHARING PER PERSON (2 Persons Sharing a Common Room)	SINGLE ROOM (1 Person)	DOUBLE ROOM (2 Persons)
INR 14,750	INR 27,140	INR 29,500
..... INCLUSIVE OF 18% GST		

Note: *Early Check-in & Late Check-out is subject to hotel availability and is not guaranteed. If you wish to be guaranteed immediate access to your room upon arrival before 1400 hrs then you will need to pre-book the room and pay for the previous night. Similarly, if you wish a guaranteed late Check-out, you will need to book for the next night. Twin Bed Subject to Hotel Availability.

Room Configurations: Single Room (one person in room), Twin Sharing Room (2 People sharing a single room). In Twin Sharing Room, Room Partners will be allotted on random sharing basis. In case, you have any preferred partner, please do let us know well in advance. Last minutes changes will not be possible.



Scan To
REGISTER

www.fmfindia.in/dehradun

Conference Secretariat:

Fetal Medicine Foundation India
C/o Apollo Centre for Fetal Medicine
Gate No. 7, Indraprastha Apollo Hospital,
Sarita Vihar, New Delhi - 110067
M: +91 98992 28408
Email: info@fmfindia.in



Conference Manager:

Mr. Vikas Sharma
Conferences International
B-220/2, 2nd Floor, Opposite Kali Masjid,
Savitri Nagar New Delhi - 110017
M: +91-9999216837
Email: fmfidehradun24@gmail.com



The Fetal
Medicine
Foundation
India

FETAL MEDICINE FOUNDATION INDIA

BIENNALE CONFERENCE

23-24-25 AUGUST 2024 DEHRADUN

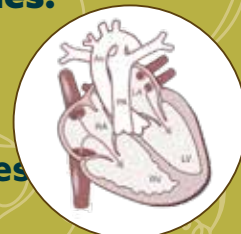
CALL FOR ABSTRACTS

Invitation to present a **poster/oral presentation** during Fetal Biennale Conference 2024 as '**Abstracts**' of their scientific studies.

These abstracts will be selected for **Free Papers/ Posters** and also as **Clinical Case Capsules** which will occur throughout the conference proceedings, so avail of this wonderful opportunity of presenting your work to both your colleagues and our international faculty. **Certificates will be given to all those selected and Registration fee waived off for the top 3 Oral and top 2 Poster presentations.**

We welcome abstract submissions on all the main themes:

- Screening in multiple pregnancies
- Management of multiple pregnancies
- Intrapartum and postnatal issues in multiple pregnancies
- Fetal interventions
- All aspects of the fetal heart
- Prenatal genetics



Convenor:

Dr Aanchal Sablok

Fetal Medicine Consultant,
Apollo Cradle, Delhi.



Co-Convenor:

Dr Urvashi Chhikara

Fetal Medicine Consultant,
Apollo Centre for Fetal Medicine, Delhi.



Co-Convenor:

Dr Deepti Mittal

Fetal Medicine Consultant,
Manipal Hospital, Pune



Co-Convenor:

Dr Vartika Mohan

Fetal Medicine Fellow,
Apollo Centre for Fetal Medicine, Delhi.

SUBMIT ABSTRACTS AT

www.fmfindia.in/abstract

Last date for submission of abstracts:

10th July 2024

Notification of accepted abstracts by:

30th July 2024

Scan To
REGISTER



REGISTER NOW

www.fmfindia.in/dehradun



The Fetal
Medicine
Foundation
India

FETAL MEDICINE FOUNDATION INDIA BIENNALE CONFERENCE



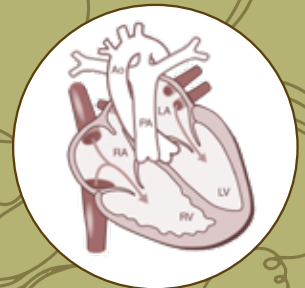
Scan To
REGISTER

23-24-25 AUGUST 2024 DEHRADUN

GRAB A CHANCE TO PORTRAY YOUR WORK ON THE COVERPAGE OF THE BIENNALE CONFERENCE SOUVENIR BOOK

Submit one fetal ultrasound image

pertaining to multiple pregnancy or fetal echo that depicts either a normal or abnormal condition, using grey scale, color Doppler, 3D or 4D backed up by a short description of upto 20 words.



DEADLINE

1ST AUGUST 2024

**Submission in jpeg, jpg format
Only, one entry per submitter !**

EMAIL SUBMISSION

to info@fmfindia.in