

Critical Information, Confident Diagnosis

Exceptional Performance Tailored For Pediatrics

Ultrasound is emerging as the imaging modality of choice for pediatrics due to its many advantages, including cost-effective, real-time results without sedation or anesthesia, and high-quality imaging without ionizing radiation exposure. While our little ones may think they are big and grown, we know they need imaging solutions that cater to their unique needs. With crystal clear imaging and artificial intelligence (AI)-enhanced technologies, the Resona 7 Lightning Edition Ultrasound System enables pediatric clinicians to answer questions with rapid diagnostic results.

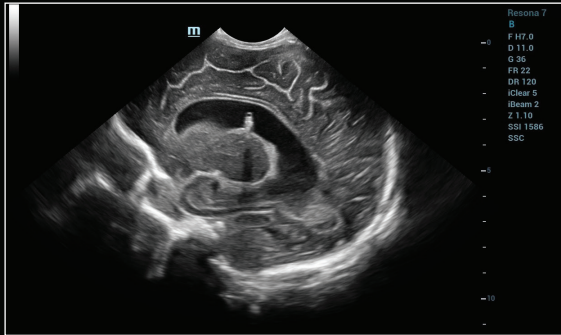
With over 30 years of experience, Mindray has brought numerous innovative ultrasound solutions to market. As the developer of the first software-based beamformer and image formation technology - ZONE Sonography® Technology+ (ZST+), Mindray follows a unique approach by providing higher frame rates, decreased motion artifacts, and a precise display of hemodynamics, all contributing to clear, uniform images for clinicians. See how cost-effective, leading-edge ultrasound solutions can empower your Radiology Department to provide the highest quality of care now and in the future.



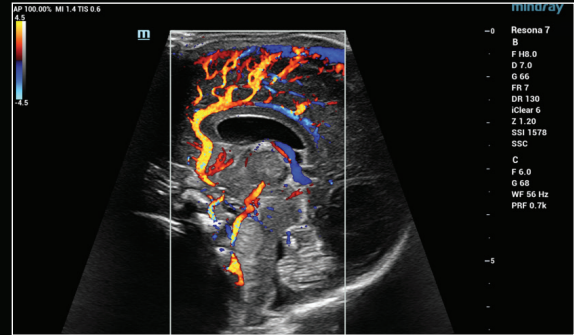
Resona 7 Lightning Edition

Your Expertise, Our Solutions

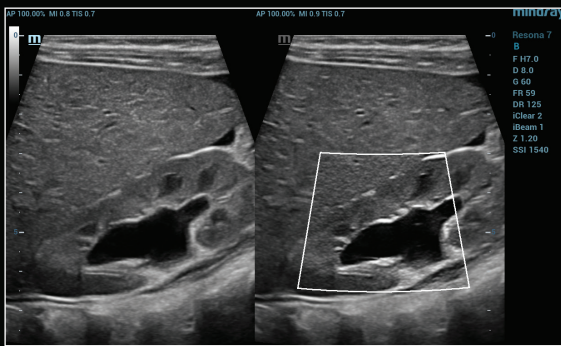
At Mindray, your mission is our foundation. You strive to provide patients with the best care possible and rely on outstanding medical devices to provide exceptional care with confidence. We were founded on the dream of increasing access to quality healthcare by providing accessible, relevant medical devices that exceed clinicians' expectations and needs. Our ultrasound solutions provide crystal clear ploppable imaging, color sensitivity with little flash artifact, and easy-to-use advanced technology to ensure pediatric radiologists have the information needed to provide confident answers and diagnoses.



Ventricle with Hydrocephalus Shunt Placement, Premature Delivery



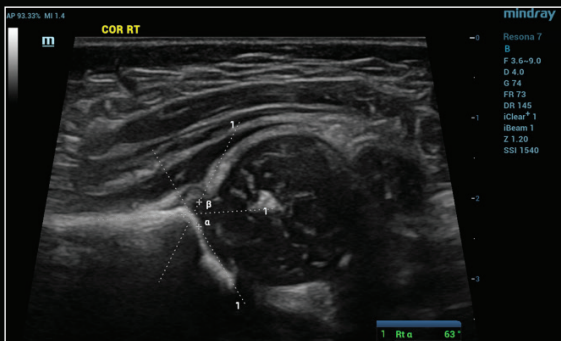
HR Flow™ of Cranial Perfusion, Premature Delivery



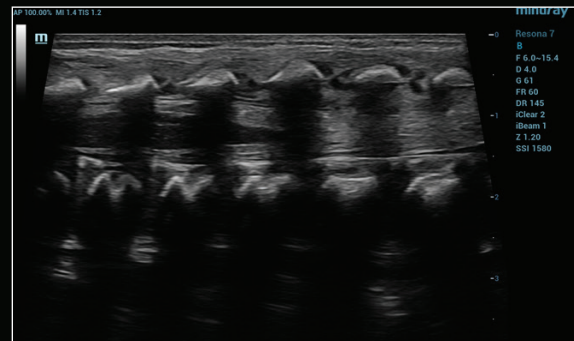
Renal Hydronephrosis Visualized with HD Scope, 9-Month Old



Ventricle and Thalamus Utilizing a Linear Transducer, Premature Delivery



Automated Measurement of Newborn Hip Using Smart Hip



Spinal Cord, Conus, and Vertebral Bodies Visualized with ExFOV, Neonate

Experience peace of mind and see something better with Mindray Pediatric Ultrasound.

Mindray North America

800 MacArthur Blvd., Mahwah, NJ 07430

Tel: 800.288.2121 Support: 877.913.9663 Fax: 800.926.4275 www.mindray.com

Mindray® is a registered trademark of Shenzhen Mindray Bio-Medical Electronics Co., Ltd. All brands and product names are trademarks of their respective owners. ©2022 Mindray DS USA, Inc. Subject to change. 05/22 P/N: 0002-08-40638 Rev A

mindray

healthcare within reach