

# DP-7

## Digital Ultrasonic Diagnostic Imaging System

The materials and information provided via this brochure are distributed internationally, but not all the products or services found on this brochure are necessarily available in your country or area. Please contact local office or agents to make sure of the availability of the relevavailability of the relevices.

### Brazil

Address: Rua Joaquim Floriano, 488, floor Intermediário - cj 02, Itaim Bibi, São Paulo - SP, CEP 04534-002, Brazil  
Tel: (55-11) 3078-8026

### Canada

Address: 4250 Kingsway, Suite 206, Burnaby, BC, Canada V5H 4T7  
Tel: (1-604) 451-1199

### Egypt

Address: 24th floor, 34 EL-Obour Buildings, Salah Salem Street, Heliopolis, Cairo, Egypt  
Tel: (20-2) 2260-9728

### France

Address: Europarc Créteil Cedex 123, Chemin des Bassins 94000 Créteil France  
Tel: (33-1) 4513-9145

### Germany

Address: Zwischen den Bächen 4, 64625 Bensheim  
Tel: (49-6251) 17524-0

### India

Address: Unit No. 401/402, NDM-1, Netaji Subhash Place Wazirpur District Centre, New Delhi 110 034 India  
Tel: (91-11) 4923-0000

### Indonesia

Address: Menara Dea 1, Suite 301, Kav E4 No.3/1, Mega Kuningan, Jakarta Selatan 12950, Indonesia  
Tel: (62-21) 576-2650

### Italy

Address: Via Girardo Patecchio, 4 - 20141 Milano, Italy  
Tel: (39-02) 57402-4444

### Mexico

Address: Insurgentes Sur # 1787 Piso 2, Col. Guadalupe Inn, Mexico D.F. 01020  
Tel: (52-55) 5661-9450

### Netherlands

Address: Saturnusstraat 17, 2132HB Hoofddorp, The Netherlands  
Tel: (31-23) 574-9656

### Russia

Address: Kondratyuka Str. 3 129515, Moscow  
Tel: (7-499) 553-6036

### Spain

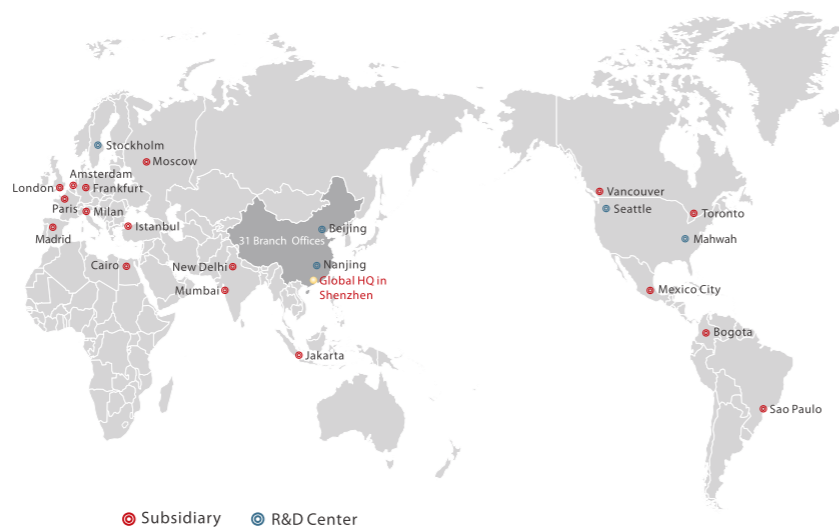
Address: Avenida Manoteras 38, Bloque B, Bajo B008, Madrid 28050, Spain  
Tel: (34-91)392-3754

### Turkey

Address: General Ali Rıza Gürçan Cad. Metropol Center No:31 A Blok K.13 D.52 Merter/Istanbul, Turkey  
Tel: (90-212) 482-0877

### UK

Address: 3 Percy Road, St. John's Park, Huntingdon, Cambs, Pe29 6SZ, United Kingdom  
Tel: (44-1480) 416-840



# DP-7 NEW

## Digital Ultrasonic Diagnostic Imaging System

### Design Meets Performance

**mindray**

Mindray is listed on the NYSE under the symbol "MR"  
Mindray Building, Keji 12th Road South, High-tech Industrial Park,  
Nanshan, Shenzhen 518057, P.R. China  
Tel: +86 755 8188 8998 Fax: +86 755 26582680  
E-mail: intl-market@mindray.com Website: www.mindray.com

**mindray**  
healthcare within reach

DISTRIBUTOR:



MINDRAY is a trademark of Shenzhen Mindray Bio-Medical Electronics Co., Ltd. Specifications subject to changes without prior notice.  
© 2010 Shenzhen Mindray Bio-Medical Electronics Co., Ltd. All rights reserved.  
P/N: DP7-ENG-210285x4p-20120116



# DP-7

## Design Meets Performance

MINDRAY'S DP-7 was designed to deliver crystal clear image quality, this versatile powerhouse is ideal to meet highest image quality demands for a broad range of clinical applications. It can help clinicians perform any exam, from abdominal via vascular and cardiac, with speed and accuracy.



# DP-7

## Digital Ultrasonic Diagnostic Imaging System

### Guaranteed Diagnostic Confidence with Crystal Clear Image Quality

The DP-7 offers a suite of useful clinical technologies such as, iBeam, iClear, Phase Shift Harmonic Imaging to deliver the Image Quality you demand, to ensure your diagnostic confidence.

### Great Productivity with Intelligent Workflow

Considering saving your time and improving the Efficiency in your daily diagnosis, DP-7 offers intelligent functions such as iTouch for quick image optimization, iZoom for instant full screen viewing and iStation for convenient patient information management.

### A Wide Range of Clinical Applications supporting High-Quality Transducers

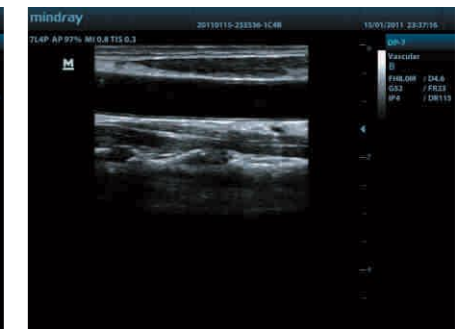
In order to cover a wide range of clinical applications, DP-7 provides 8 new designed ultra wide band Probes and abundant measurement packages. From routine abdominal, to highly demanding Vascular or Cardiac examinations, the DP7 is at your service.



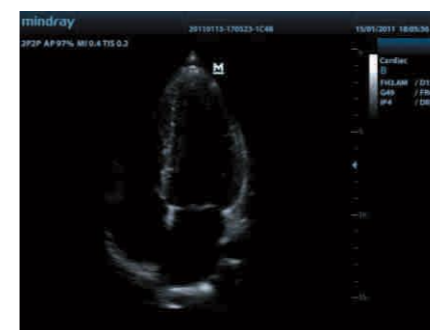
Nerve Blocks



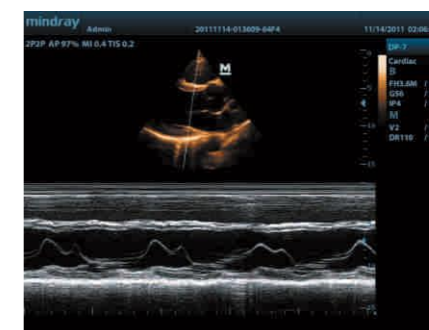
Obstetric



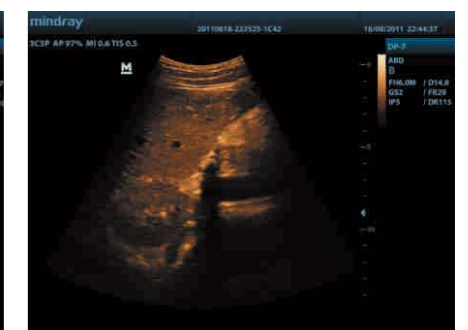
Vascular



Cardiac



Cardiac M



Gall Stone Colorize