

SCANFEST23

A Symposia in Fetal Imaging and Gynaecology

Date :
20th & 21st
May 2023
9:00 am Onwards

Venue :
Hotel Pride Plaza
Aerocity,
New Delhi



DMC
credit points
applied

HIGHLIGHTS

- FETAL INVASIVE HANDS-ON WORKSHOP
- LIVE WORKSHOPS
- MASTERCLASSES BY EXPERTS
- SESSIONS ON LATEST IN FETAL NEUROLOGY
- FETAL ECHO, FETAL ABDOMEN
- FETAL SKELETAL SYSTEM & FETAL CHEST

LIMITED PERIOD OFFER

4200/- ONLY

HURRY!

For Registration Payment

[Click Here](#)

www.imagingmasterclasses.com



SCANFEST23

A Symposia in Fetal Imaging and Gynaecology

WELCOME PARTICIPANTS :

We welcome you to yet another academic feast, SCANFEST 2023.

Which is being held at hotel pride plaza, Aerocity, New Delhi, on 20th and 21st may, 2023.

This program is being held under the aegis of imaging masterclasses. the scientific program has been made keeping in mind the needs of an imaging specialist in the evolving advancement in fetal imaging and in imaging in gynecology.

We have tried to touch some newer aspects of fetal imaging as well as those which are routinely encountered in our day -to-day practice.

We look forward to seeing you in a great scientific program.


LEARN FROM EXPERT FACULTY




Dr. BS RAMA MURTHY



Dr. ROEE BIRNBAUM



Dr. CHANDER LULLA



Dr. NITIN CHAUBAL



Dr. VIVEK KASHYAP



Dr. TLN PRAVEEN



Dr. PRASHANT ACHARYA



Dr. VIVEK KRISHNAN



Dr. RATNA PURI



Dr. Shabnam Bhandari



Dr. VANDANA CHADDHA



Dr. NITIN GHONGE



Dr. VIKAS KAUSHAL




Dr. NISHANT THAPAR



Dr. Piyush Goel



Dr. Khurshid Alam



Dr. Sandhya Dhankar

SCANFEST23

A Symposia in Fetal Imaging and Gynaecology

Scientific Program - Day 1

Saturday 20th May, 2023 | 8:00 AM Onwards

08:00-08:30 AM Registrations
 08:30-09:00 AM Free Papers
 09:00-11:30 AM Hand on invasive workshop on mannequins

Faculty: Chander Lulla, Vandana Chadha, Vivek Krishnan, Vivek Kashyap, Sandhya Dhankar, Vikas Kaushal

11:30 AM Conference begins

11:30-11:35 AM Welcome
 11:35-11:40 AM Introduction

Session -1		
11:40 - 12:00 PM	Fetal cardiac sreening : how to meet / exceed current guidelines	Vivek Krishnan
12:00 - 12:25 PM	Ventricular asymmetry in 4 chamber view	Chander Lulla
12:25 - 12:50 PM	Cardiac septal defects	BS RamaMurthy
12:50 - 01:15 PM	Approach to parallel great arteries	BS RamaMurthy
01:15 - 02:00 PM	Lunch	
Session -2		
02:00 - 02:25 PM	The NEUROSONOGRAM : Guidelines, tips and tricks	Roe Birnbaum
02:25 - 02:55 PM	Corpus callosum agenesis : suspicion to diagnosis and associations	BS RamaMurthy
02:55 - 03:15 PM	Fetal intra ventricular hemorrhage and cerebrovascular anomalies	Vivek Krishnan
03:15 - 03:45 PM	Endocranial cysts : prognosis and significance	Roe Birnbaum
Session -3		
03:45 - 04:05 PM	Code of medical ethics	Arun Gupta /Girish Tyagi
04:05 - 04:15 PM	Tea Break	
Session -3		
04:15 - 04:35 PM	Is mild ventriculomegaly an indication to MR ?	BS RamaMurthy
04:35 - 05:00 PM	What more can we learn from the axial plain view of the brain	Roe Birnbaum
05:00 - 05:20 PM	Fetal MRI : really when you would need it the most ?	Nitin Ghonge
Session -4		
05:20 - 05:40 PM	Fetal biometry ? how old are you	Vikas Kaushal
05:40 - 06:00 PM	Role of doppler in pregnancy	Vivek Kashyap
06:00 - 06:20 PM	Diagnosing early Vs late FGR : pitfalls and management	Nitin Chaubal
06:20 - 06:35 PM	Role of doppler in pregnancy	Prachi Singhal

SCANFEST23

A Symposia in Fetal Imaging and Gynaecology

Scientific Program - Day 2

Sunday 21st May, 2023 | 8:00 AM Onwards

Session - 1		
08:00 - 09:00 AM	FREE Papers / interesting cases	
09:00 - 09:15 AM	Echogenic kidneys	Anju Jain
09:15 - 09:35 AM	LUTO	Khurshid Alam
Session - 2		
09:35 - 11:00 AM	Live demonstration	Chander Lulla / TLN Praveen / Vivek Krishnan
	Scanning of the fetus in first trimester Scanning of the fetus in second trimester Neurosonogram, cardiac screening AI based solutions - Smart Scene 3D	Hall co-ordinator: Nitin Chaubal / Prashant Acharya
11:00 - 11:10 AM	Inauguration	
11:10 - 11:20 AM	Consona N9 Product Launch	
Session - 3		
11:20 - 11:45 AM	The 14 - 18 weeks brain- "illuminating the dark side of the brain"	Roee Birnbaum
11:45 - 12:10 PM	Untold story of the ganglionic eminences and early brain formation	Roee Birnbaum
12:10 - 12:35 PM	First trimester fetal cardiac evaluation	Prashant Acharya
12:35 - 12:55 PM	Aortic Arch abnormalities	Vivek Kashyap
12:55 - 01:20 PM	Heterotaxy Syndrome: Fetal Diagnosis	Prashant Acharya
01:20 - 02:00 PM	Lunch	
Session - 4		
02:00 - 02:20 PM	Normal or abnormal pulmonary venous returns	Piyush Goyal
02:20 - 02:40 PM	Fetal lung abnormalities	TLN Praveen
02:40 - 03:05 PM	Lethal skeletal dysplasia	Chander Lulla
03:05 - 03:22 PM	Syndromic evaluation of the face	Vandana Chaddha
03:22 - 03:40 PM	Genetics in day to day practise	Ratna Puri
Session - 5		
03:40 - 04:00 PM	Tubal and non-tubal ectopic pregnancies	Nupur Shah
04:00 - 04:20 PM	Ultrasound in infertility ?	Nitin Chaubal
04:20 - 04:40 PM	Adnexal masses: Ultrasound versus MRI	Shabnam Bhandari
04:40 - 05:00 PM	Role of ultrasound in deep infiltrative endometriosis	TLN Praveen
Session - 6		
05:00 - 05:13 PM	Crash sign	Nishant Thapar
05:13 - 05:26 PM	The butterfly in first trimester	Deepak Bhalla
05:26 - 05:38 PM	IVS	Akansha Garg
05:38 - 05:52 PM	Prognosticating absent/ small stomach bubble	Jyotshnarani Panigrahi
05:52 - 06:10 PM	Fetal anterior abdominal wall defects	Debasmita Mandal
06:10 - 06:30 PM	Abnormal Fetal bowels	TBA
06:30 PM	Vote of thanks	

Contact Detail : +91 98182 16050 | +91 99994 88040 | 011-2748 5024

For Registration Payment : https://pages.razorpay.com/pl_Laabehfq18u1ET/view

SCANFEST23

A Symposia in Fetal Imaging and Gynaecology

Consona N9

Diagnostic Ultrasound System

Concrete to Resonate!

Powered by **ZST+**

Product Launch

21ST May, 2023



“Enhancing Precision imaging in Mid-High Segment”