

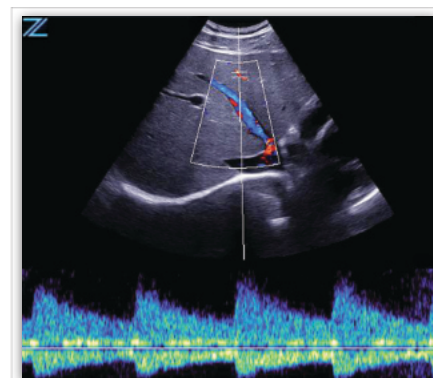
## Key Features

- One-touch easy optimization
- Customizable worksheets and calculations
- Compatible with Q-path™ for easy patient data management and billing
- Adaptive dynamic range
- Dual technology transducers
- High PRF
- 19 Inch high resolution monitor
- Specialty transducers: L20-5, C9-3sp intraoperative

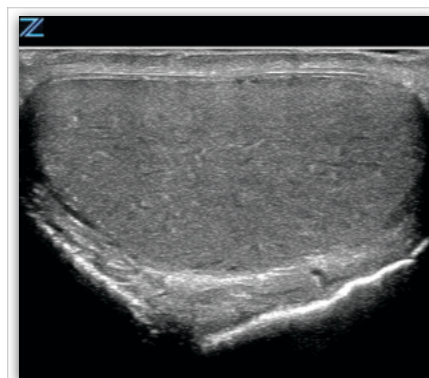
## Key Options

- Long-life battery pack
- Seamless wireless access (WIFI)
- CWDoppler with auxiliary transducers
- CEUS\* supported on 7 transducers
- Panoramic imaging
- Barcode reader

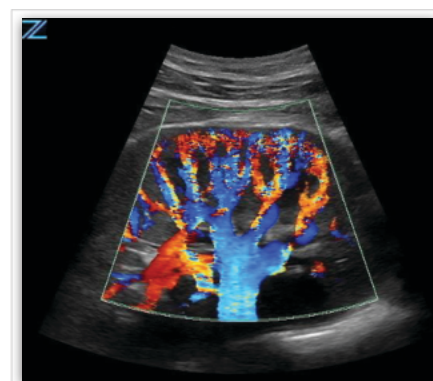
\* Not available in the USA



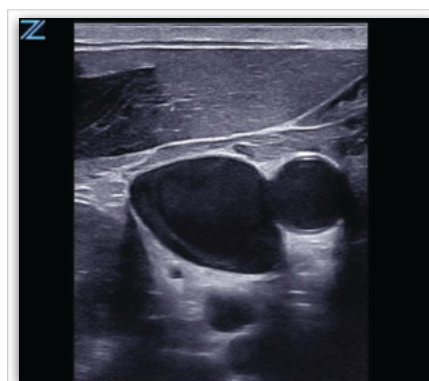
Hepatic artery branch triplex (C6-2)



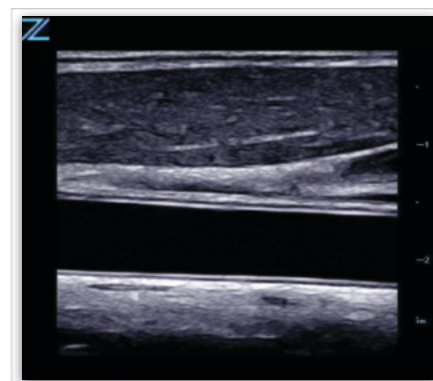
Testicle B-mode (L14-5w)



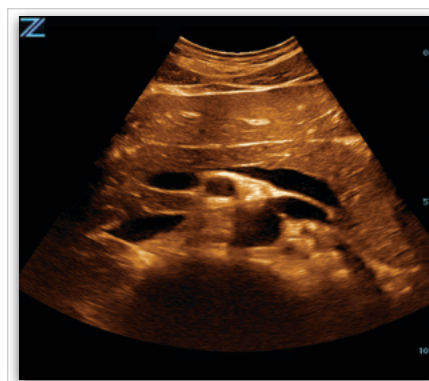
Renal perfusion CDI (C6-2)



Neck anatomy (L20-5)



Carotid artery B-mode (L14-5w)



Pancreas B-tint (C9-3)



# ZS3 Premium Ultrasound System



**mindray**  
ZONARE

ZONARE Medical Systems, Inc.  
420 N. Bernardo Ave  
Mountain View, CA 94043-5209

Phone: (650) 230-2800  
Email: info@zonare.com  
www.zonare.com

ZONARE and ZONE Sonography are trademarks of ZONARE Medical Systems, Inc.  
© 2015 ZONARE Medical Systems, Inc. All rights reserved. K90168 Rev. A

**mindray**  
ZONARE

# ZS3 Ultrasound System

## A New Diagnostic Standard with Premium Performance and Investment Protection.

The ZS3 premium ultrasound system is the ultimate imaging platform for your entire range of applications or specialties including vascular, neonatal, pediatric, shared services or general imaging.

### Premium Capabilities with Novel Imaging Technology

Equipped with pioneering, software based ZONEsonography® Technology (ZST), the ZS3 provides clinical advantages in every imaging situation. With extreme precision, focus and clarity, regardless of body habitus, detailed exquisite B-mode and ultrasensitive Doppler imaging can easily reach depths of 40cm. With fast transaction times between modes and an ergonomic, lightweight and mobile design, the ZS3 is the answer to all of your imaging questions.

“ The ZS3 offers superb high-frequency imaging in the abdomen with enormous penetration. This makes structures visible that I have never seen before, even with the most challenging of patients. ”

Dr. Jörg Bönhof



### Investment Protection with Living Technology

ZONEsonography®Technology is a Living Technology. It is ZONARE's approach to providing you with easily updateable, software based ultrasound enhancements.

### Z5 State-of-the-Art Guarantee Protects Your Investment

- Unprecedented 5 year warranty includes:
- Parts (normal wear and failure)
- Includes Cart, Scan Module and Transducers
- Onsite labor
- Ongoing state-of-the-art ultrasound performance with software updates\*

\*Upgrades, such as new application packages and hardware, are optional purchases



## Our promise of quality and top of the line ultrasound performance.

ZONE Sonography®Technology (ZST) is a revolutionary, software-driven approach to acoustic data acquisition and image formation that breaks the barriers of conventional ultrasound imaging:

### Advanced Acoustic Acquisition™

Renders crystal clear imaging by using large ZONESTo acquire up to 90% more acoustic data per frame and at speeds of 10x faster than conventional technology.

### Dynamic Pixel Focusing™

Creates a perfectly focused image every pixel, every frame, every time from skin line to deepest depths (up to 40cm with some transducers).

### Sound Speed Compensation™

One button touch automatically calculates the true speed of sound in a specific soft tissue and recalibrates the imaging system to optimize spatial and contrast resolution

### Total Recall Imaging™

Powerful software allows you to manipulate raw acoustic data from cine permitting a broad range of post-processing functions eliminating repeat scans and increasing patient throughput.